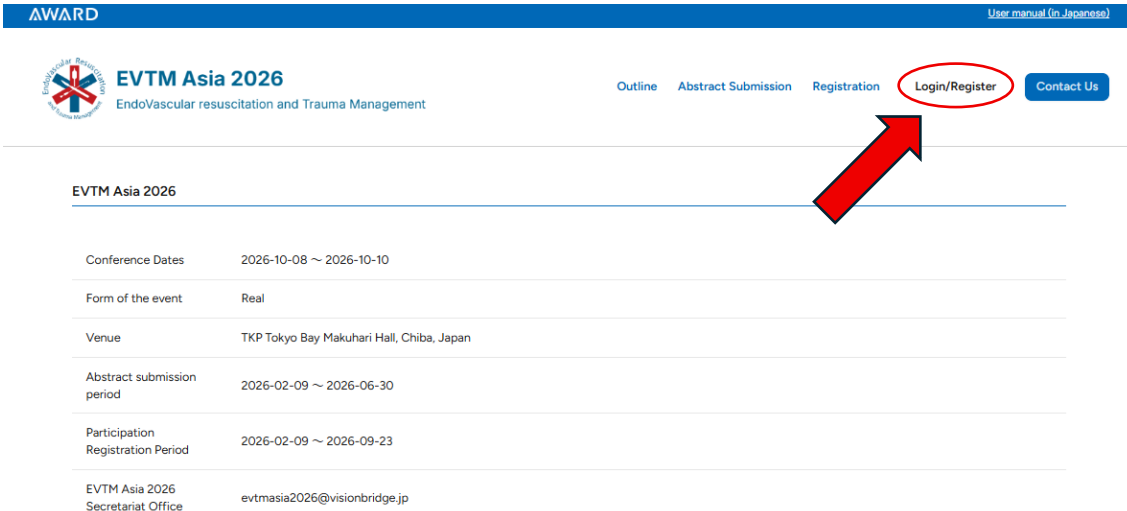


AWARD System Guidelines


Account Creation

Step 1. Access EVTMA Asia 2026 page (<https://evtmasia.award-con.com/congress/1/> )

Step 2. Click “Login/Register”



AWARD User manual (in Japanese)

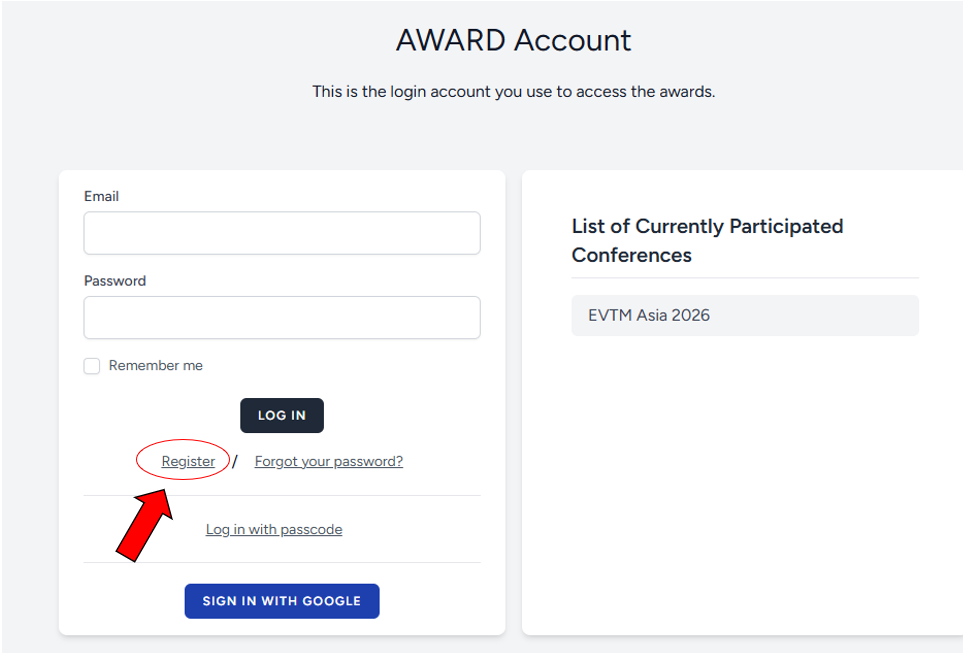
 **EVTMA Asia 2026**
EndoVascular resuscitation and Trauma Management

[Outline](#) [Abstract Submission](#) [Registration](#) [Login/Register](#) [Contact Us](#)

EVTMA Asia 2026

Conference Dates	2026-10-08 ~ 2026-10-10
Form of the event	Real
Venue	TKP Tokyo Bay Makuhari Hall, Chiba, Japan
Abstract submission period	2026-02-09 ~ 2026-06-30
Participation Registration Period	2026-02-09 ~ 2026-09-23
EVTMA Asia 2026 Secretariat Office	evtmasia2026@visionbridge.jp

Step 3. Click "Register" and fill in the required information to create your account.



AWARD Account

This is the login account you use to access the awards.

Email

Password

Remember me

LOG IN

[Register](#) / [Forgot your password?](#)

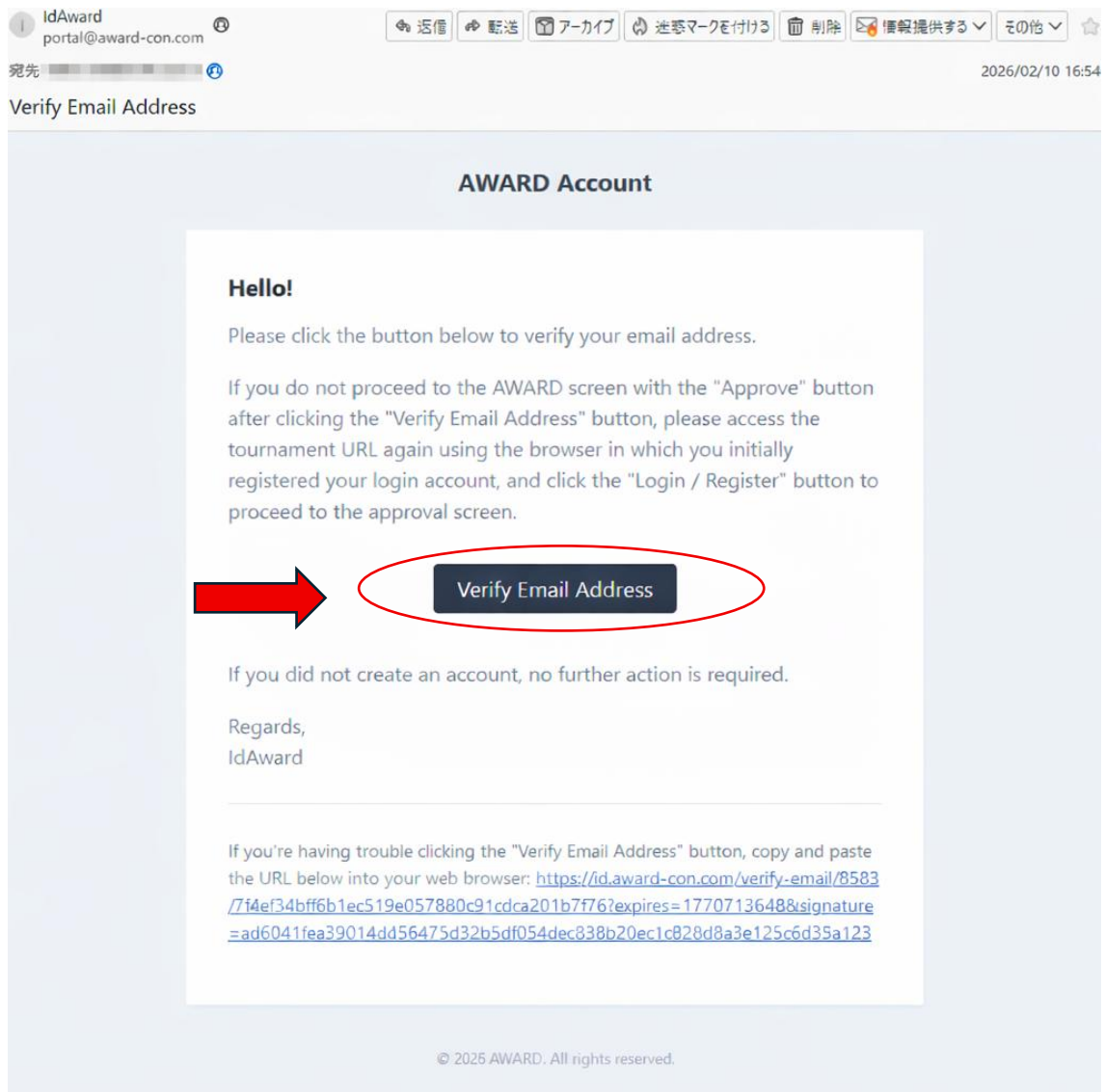
[Log in with passcode](#)

SIGN IN WITH GOOGLE

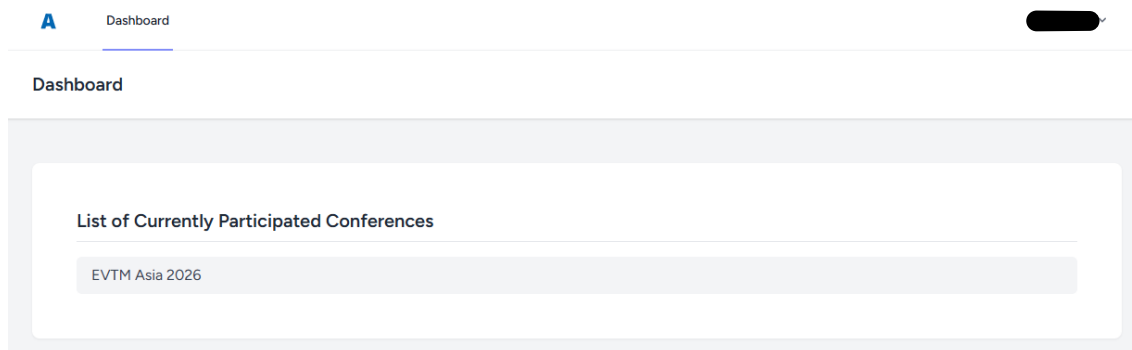
List of Currently Participated Conferences

EVTMA Asia 2026

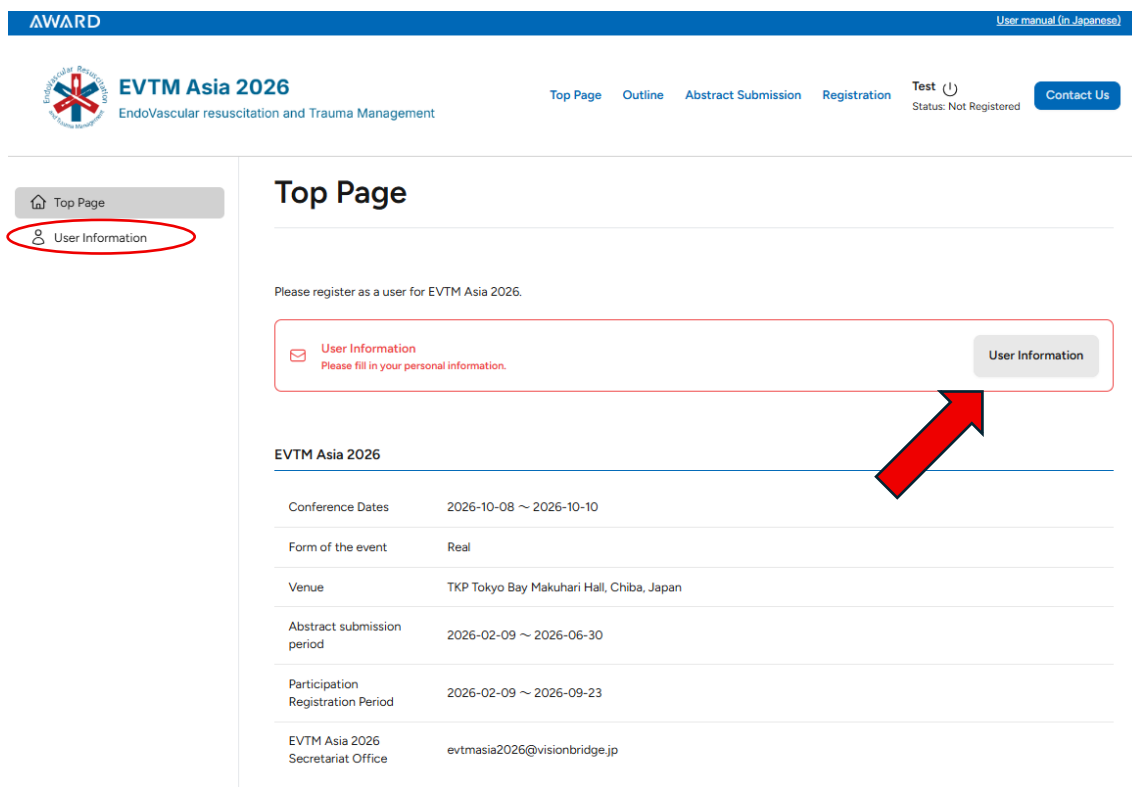
Step 4. AWARD will then send a verification email to your email account. Click “Verify Email Address” link.



Step 5. After redirect to the AWARD system page. Select “EVTM Asia 2026” to return to the symposium homepage.



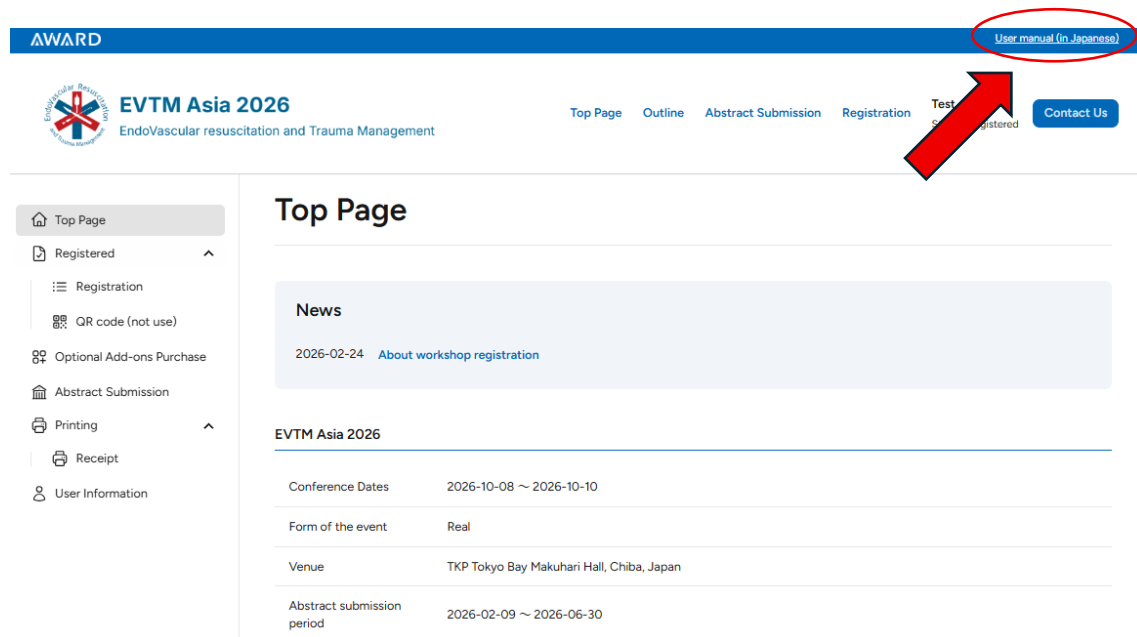
Step 6. After creating an account, please complete your user information.



User Manual

AWARD provides its official user manual in the top right of the window. Please refer to it for instructions on how to use the system.

As the manual is provided in Japanese only, non-Japanese readers may use the automatic translation function available in modern web browsers such as Google Chrome, Microsoft Edge, or Mozilla Firefox.



The screenshot shows the AWARD website interface. At the top, there is a blue header with the text "AWARD" on the left and "User manual (in Japanese)" on the right, which is circled in red. Below the header, there is a navigation menu with links for "Top Page", "Outline", "Abstract Submission", "Registration", "Test", and "Registered". A red arrow points from the "User manual (in Japanese)" link to the "Registered" link. Below the navigation menu, there is a "Contact Us" button. On the left side, there is a sidebar menu with options: "Top Page", "Registered", "Registration", "QR code (not use)", "Optional Add-ons Purchase", "Abstract Submission", "Printing", "Receipt", and "User Information". The main content area is titled "Top Page" and contains a "News" section with a link for "2026-02-24 About workshop registration". Below the news section, there is a table with the following information:

EVTM Asia 2026	
Conference Dates	2026-10-08 ~ 2026-10-10
Form of the event	Real
Venue	TKP Tokyo Bay Makuhari Hall, Chiba, Japan
Abstract submission period	2026-02-09 ~ 2026-06-30